







Full Report



	Strong Preference	Preference	It Depends	Preference	Strong Preference
Sound	← Quiet Sound →				
Light	← Low Light Bright Light →				
Temperature	← Warm Temperature Cool Temperature →				
Seating/Design	← Informal Seating Formal Seating →				
Motivation	← Self-Motivated Motivated by Others →				
Conformity/ Responsibility	← Less Conforming More Conforming →				
Task Persistence	← Less Persistent More Persistent →				
Structure	← Less Structure More Structure →				
Alone	← Does Not Learn Best Alone Learns Best Alone →				
Pair	← Does Not Learn Best in Pairs Learns Best in Pairs →				
Peers	← Does Not Learn Best with Peers Learns Best with Peers →				
Authority	← Does Not Learn Best with Authority Learns Best with Authority →				
Variety	← Does Not Prefer Variety Prefers Variety →				
Auditory	← Does Not Learn Best by Listening Learns Best by Listening →				
Visual	← Does Not Learn Best by Seeing Learns Best by Seeing →				
Kinesthetic	← Does Not Learn Best by Moving Learns Best by Moving →				
Tactual	← Does Not Learn Best by Touching Learns Best by Touching →				
Intake	← Does Not Prefer Intake Prefers Intake →				
Morning	← Does Not Prefer Morning Prefers Morning →				
Afternoon	← Does Not Prefer Afternoon Prefers Afternoon →				
Evening	← Does Not Prefer Evening Prefers Evening →				
Mobility	← Less Mobility More Mobility →				
Reflective/ Impulsive	← Reflective Impulsive →				
Analytic/Global	← Analytic Integrated Global →				

Full Report



 Sound	
It Depends... Whether or not you need quiet or sound when concentrating on something new or difficult, depends on your interest in what you are learning. When interested, neither sound nor quiet distract you. When not interested, you sometimes use music to ease your boredom.	



 Light	
Preference...Bright Light You often do your best work in bright light. You concentrate well either on a bright, sunny day or in a well-lit area. You may want to ask your teacher's permission to either sit near a window or to bring a lamp to class for your desk. Just honestly explain that you do your best thinking in lots of light!	



 Temperature	
It Depends... Temperature is not really important to you. What is important is whether or not you are interested in the topic you are learning. There are many people who feel the way you do!	

 Seating/Design	
Preference...Informal Seating You often do your best thinking in an informal environment. When you are doing homework or studying, sit on a soft couch or lounge chair, or lie on a carpet or bed.	



Full Report



 Motivation	 Self-Motivated Motivated by Others
<p>Preference...Motivated by Others</p> <p>On occasion, you enjoy learning challenging or difficult information, but that does not happen too often! Ask your teacher if you sometimes can do assignments in a way that is more interesting to you. But find a way that does interest you! For example, for required assignments, you might try constructing a tactual, self-teaching resource (see instructions for Creating Hands-On Materials in the Appendix). You also might make a special or extra project related to your assignment and then share it with a classmate or your teacher. If you use your natural creativity, you can make a game of changing dull tasks into fun because of how you decide to do them!</p>	



 Conformity/ Responsibility	 Less Conforming More Conforming
<p>It Depends...</p> <p>You often want to do the opposite of what authoritative people tell you to do. When you feel that way, stop, and consider why you are reacting that way. Think it through. Maybe it's just the nonconformist in you saying, "I want to do what I want to do,-the opposite of what I'm told!" Then think of why you are like that and decide on the best thing for you to do-regardless of whose idea it was! (Most of the time you'll see that your teachers or parents want you to do well in school and advise you based on their experiences.) Try some of the things your teachers or parents suggest. You may enjoy a feeling of accomplishment when they're done!</p>	



 Task Persistence	 Less Persistent More Persistent
<p>Preference...Less Persistent</p> <p>You began homework assignments and did not complete them. You often need "breaks." Try doing a little of your assignment at a time, stopping for five minutes or so, and then returning to finish the task you began, so that it gets done on time. It is good to do a little at a time, but it also is important to get back to your task and complete it. If you do that, you'll learn more than you ever did before and also get your folks and your teacher "off your case"!</p>	

Full Report



 Structure		
	Less Structure	More Structure
Strong Preference...More Structure You always work best when you know exactly what is required in a homework assignment. Ask for guidelines when you need more information to complete your assignments or to do a better job. You are most comfortable when your teacher assigns specific tasks, time requirements, and resources. Politely ask for those guidelines if they are not provided.		



 Alone		
	Does Not Learn Best Alone	Learns Best Alone
Strong Preference...Does Not Learn Best Alone Doing your homework and studying alone is not your best way to learn.		



 Pair		
	Does Not Learn Best in Pairs	Learns Best in Pairs
Strong Preference...Learns Best in Pairs Doing your homework and studying in pairs is your best way to learn.		

 Peers		
	Does Not Learn Best with Peers	Learns Best with Peers
It Depends... You like to do some homework with friends?or perhaps a project is fun with a group. But, when it comes to reading or studying for a test, you may prefer to study alone or then have an adult ask you questions. How you do your homework, may depend on the kind of homework you have to do. It?s great that you know with whom you can work? depending on the kind of homework you have.		



Full Report



 Authority	 Does Not Learn Best with Authority Learns Best with Authority
<p>Strong Preference...Learns Best with Authority</p> <p>You always need feedback from your teacher because you always want to know whether you are "on the right track". The best teacher for you would be one who is specific about assignments, encourages you to do them, and tells you exactly how well you are doing as you progress.</p>	

 Variety	 Does Not Prefer Variety Prefers Variety
<p>It Depends...</p> <p>You sometimes prefer variety and sometimes do not prefer variety.</p>	



 Auditory	 Does Not Learn Best by Listening Learns Best by Listening
<p>Preference...Learns Best by Listening</p> <p>You are lucky! You have an auditory perceptual strength! You often learn the things you really concentrate on by listening. Because of that, you remember much of what you hear during a lecture or when your teacher teaches a lesson by talking. Therefore, you should find it easy to study for a test.</p> <p>You learn well through audiotapes, lectures, books accompanied by tapes, discussions, the radio, records, television, and videotapes. Reinforce difficult material that you need to learn with your secondary perceptual strength. If your secondary perceptual strength is visual, reinforce what you heard by reading. If your secondary perceptual strength is tactual, reinforce what you heard by using the new information creatively by making multipart Task Cards, an Electroboard, a Flip Chute, a Pick-A-Hole, a poem, or a crossword puzzle. Your choice! See instructions for making tactual materials in the Appendix.</p> <p>If your secondary perceptual strength is kinesthetic, reinforce what you heard by using the new information to create a Floor Game. See instructions for making a Floor Game in the Appendix. If you follow these directions based on your learning style, your grades should be higher than they ever have been before! What do you have to lose?</p>	



Full Report



 Visual	 Does Not Learn Best by Seeing Learns Best by Seeing
<p>Preference...Does Not Learn Best by Seeing</p> <p>You really need to concentrate when you are studying or doing homework that requires reading. You often need to re-read a page because, although you have read it, you have not absorbed very much. For example, you may need to hear new information first and then read about it. If that is the best pattern for you, be certain to take notes (or underline or highlight) while you are reading. Follow the note taking by using the new information you just learned by making a tactual reinforcement to review what you heard.</p> <p>If your teacher requires that you read material first, explain that you need to hear new and difficult information before you read about it. Respectfully ask that you be permitted to read the chapter after you hear the class lecture or discussion concerning the new information. Politely ask for permission to read after the material has been introduced in class.</p> <p>If your teacher does not grant permission, ask which chapter you can read to obtain the information, Then try reading the text out loud onto a tape recorder at home. Then play the tape back to yourself and take notes from hearing the tape you made.</p> <p>It is important to identify your strongest perceptual modality and to follow the steps on the chart, Doing Your Homework Through Your Perceptual Strengths (see the Appendix). Being "low visual" only means that you should not begin a difficult assignment by reading first. If you have to hear it first, pay good attention to your teacher's lesson or tape record yourself reading the textbook. Otherwise, use a lot of tactual manipulative or a Floor Game to get that information "into your head!"</p>	

 Kinesthetic	 Does Not Learn Best by Moving Learns Best by Moving
<p>It Depends...</p> <p>When you are interested in what you are doing, you can remember three quarters of what you are exposed to. However, when not interested in the activity, you tune out and get into your own "head" (thinking processes). Whether or not you remember what you experience, is largely based on how well you concentrate when interested-or not!</p>	

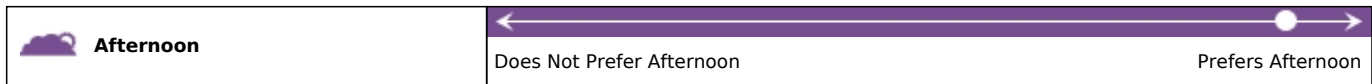
Full Report

 Tactual	 Does Not Learn Best by Touching Learns Best by Touching
<p>Preference...Learns Best by Touching</p> <p>You are lucky! You have a tactual perceptual strength! If you are analytic, you usually learn easily by writing notes that help you study or do homework. If you are global, your homework assignments can be made more interesting with Electroboards, Flip Chutes, Pick-A-Holes, models, written or graphic records, and other manipulative materials, which you probably will enjoy making. See instructions for making tactual materials in the Appendix. Then reinforce what you have learned with your secondary perceptual strength.</p> <p>If your secondary perceptual strengths is auditory, after using an Electroboard, a Flip Cute, a Pick-A-Hole, or Task Cards, try listening to audiotapes, discussions, the radio, television programs, or videotapes on the topic. If your secondary perceptual strength is visual, all the tactual resources are visual too, so they probably will both help you remember new and difficult information and also help you to enjoy learning at the same time!</p> <p>If your secondary perceptual strength is kinesthetic, reinforce what you learned with the Electroboard, Flip Chute, Pick-A-Hole, or other manipulative by using the new information to create a Floor Game. See instructions for making a Floor Game in the Appendix. If you follow these directions based on your learning style, your grades should be higher than they ever have been before! Try it! You will see!</p>	

 Intake	 Does Not Prefer Intake Prefers Intake
<p>It Depends...</p> <p>Intake is not an important part of your learning style. When you are interested in what you are studying, you do not need to snack. When you are bored with the topic, you can't get enough to eat or drink while you are concentrating.</p>	

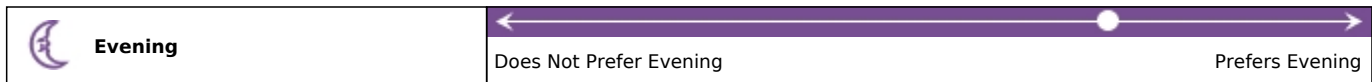
 Morning	 Does Not Prefer Morning Prefers Morning
<p>Preference...Does Not Prefer Morning</p> <p>Early morning is not a good time to study and do homework. Study at that time only if you have no other choice!</p>	

Full Report



Strong Preference...Prefers Afternoon

The afternoon is when you are most alert and ready to do homework and study. As soon as you get home, start right in on the homework while your energy and attention level are high.



Preference...Prefers Evening

Doing your homework right after school is not the best time for you. You need to unwind a little. Then, after dinner, you get a second wind and are ready to concentrate on your work and study. But remember to leave enough time to get a good night's sleep.



It Depends...


If you are interested in what you are doing, remaining in one place is not a problem for you. However, when you are not interested in what you are doing, you become hyperactive and cannot sit still.



It Depends...

Depending on the subject matter, you may use a reflective or impulsive approach. At times, you may feel the need to take your time and give your assignments careful thought using your reflective strength. Other times you feel confident enough to jump right in and answer questions on a test or in your homework using a more impulsive approach.

Full Report

 Analytic/Global	← ————— ● ————— →		
	Analytic	Integrated	Global
<p>Array...</p> <p>You can learn anything in which you are really interested, but you find it difficult to concentrate on things that are not interesting to you. However, it is better to do well than not to do well in school. So, try the following things and see if they help you focus and remember.</p> <p>Make up one sentence that explains how this assignment or information that you need to learn can help you either (only one of the following):</p> <ol style="list-style-type: none">1) become a better person;2) become a happier person; or3) help someone else. <p>Then turn to the beginning of the chapter (material), and begin skimming until you find the answer to the first question. Put a light pencil mark in the margin, next to where you found the answer. Write it, and then turn to the second question.</p> <p>Next, return to the light pencil mark that you made in the margin where you were reading. Keep reading until you find the answer to the second question. Place a light pencil mark in the margin next to where you found that second answer. Write this answer, and then turn back to the questions and find the third question. Write this answer and then return to the light pencil mark that you made in the margin when you were reading. Look for the fourth question and keep repeating the pattern until you have answered all the questions.</p> <p>After you have answered all the questions required for homework, go back to the first question and read it out loud. Then read the answer you wrote to that first question aloud. Then, if you want to really remember this answer and get it "right" on a test, do one of the following tasks.</p> <ol style="list-style-type: none">1) Make a single, two-part Task Card. Print the question on one side and the answer on the other. Draw a picture that relates to the answer next to the answer.2) Make up a two-to-four-line rhyming poem or rap that asks the same question and gives the answer to it.3) Make a Flip Chute card with the question on one side and its answer and a drawing that relates to it on the other.4) Think of a game that includes the questions you were given for homework. Make this one of the game's questions, and decide how you will provide its answer. <p>Follow this pattern for each question you answered until you have a complete set of Task Cards, Flip Chute Cards, or Game Questions and their Answers. You should be able to concentrate on what you have to do and remember the information better than ever before-especially on the next test you take related to this homework assignment!</p>			